



Transported by Passion



Body-Swap Systems  
**WPS**




Transported by Passion

## Body-swap systems for professional farming


### ULW

Field transfer trailer bodies for grain, from 25 to 50 cubic metres



### SLW

Silage transport trailer bodies from 32 to 52 cubic metres capacity



### RUW

beet transfer trailers bodies with 28 (Tandem) and 40 or 50 cubic metres (Tridem)



### CSW

Cargo push-off trailer body with 40 or 50 cubic metres capacity



### DST

Universal and manure spreader bodies, from 15 to 23 cubic metres



### MK

Dumper trailer bodies in different models from 22 to 44 cubic metres



## Highest utilization and economy

With the HAWE body-swap systems, you achieve the highest possible utilization of the high-quality tandem, tridem or caterpillar chassis. You can choose between different running gears with mechanical parabolic suspension or hydro-pneumatic suspension. An optimum utilization of the chassis can be achieved with two to three different swap bodies.

[www.hawe-wester.de](http://www.hawe-wester.de)



Tridem running gear with **PTO shaft drive** for the drives of the body.



**Lifting rams** to remove and install the different bodies.



The HAWE rectangular system with **Twist-Lock locking** (rectangular tubular frame) has a very low gravity point and lays the foundation for flexible transportation of agricultural products using different bodies. All drives for HAWE bodies are built into the body on option. This reduces the changeover time and prevents faults. The drive shafts and hydraulic hoses are connected by means of quick-release couplings – simple and safe.



The **positive steering system** is controlled by a Bowden cable or electronically controlled.



**Running gear with hydraulic suspension** available for all Tandem and Tridem chassis.



**Hydraulic parking stand and hydraulic drawbar suspension.**



## HAWE Body-swap systems

The HAWE WPS systems enable optimum utilization of the high-quality tandem and tridem chassis with several swap bodies throughout the year. The possibility of changing the superstructures quickly with the Twist-Lock system results in a significant cost reduction and more flexibility in scheduling. We offer contractors and large companies a wide range of powerful, solid-processed constructions.



Transported by Passion

## WPS 22 Terra Trac


### The Terra Trac body-swap systems with active drive

With this new concept, up to 200 hp reach the Terra Trac drives and are installed there

Propulsion implemented - Feat is history. The large footprint of the crawler belts creates the prerequisites for, for example, plowless cultivation concepts for the subsequent soil cultivation. The vehicle has a road registration up to 40 km / h and a total weight of up to 24 t. The HAWE WPS offers optimal utilization with high cost savings potential. This is new and unique.



The drive is by oil motor and cardan shaft. Disc brakes provide deceleration.



## WPS 34 TTS

The CAMSO catapillar drive TTS is specially designed for towed vehicles, offering not only different tires, but also a soil-conserving option for the WPS 34 swap system.



WPS 34 TTS with body RUW-A 5000.



WPS 34 TTS in use with ULW-A 5000 body.



## HAWE Body swap systems

As a further novelty, HAWE offers body-swap systems with caterpillar tracks in various designs. Available are towed and powered systems.



Transported by Passion

## Specifications

Chassis	WPS 20	WPS 22	WPS 22 Terra Trac	WPS 29	WPS 32	WPS 34	WPS 34 TTS
Permitted gross weight (t)	20	23	24	30	33	34	34
Top speed (km/h)	40	40	40	40	40	40	40
Running gear	Tandem	Tandem	CLAAS Terra Trac	Tridem	Tridem	Tridem	CAMSO TTS
Wheelbase (m)	1,55	1,81		1,55	1,81	1,81	
Suspension	32 t LK-	32 t LK-		36 t LK-	48 t LK-	48 t LK-	
Standard	Float unit with dynamic axle compensation			Float unit with dynamic axle compensation			
Optional	Running gear with hydraulic suspension incl. lift axle			Running gear with hydraulic suspension incl. lift axle			
Self-steering axles	rear	rear		front + rear	front + rear	front + rear	
<b>Universal spreaders</b>	<b>DST-A 20</b>	<b>DST-A 24</b>	<b>DST-A 24</b>	<b>DST-A 29</b>	<b>DST-A 32</b>	<b>DST-A 34</b>	<b>DST-A 34</b>
Load capacity (cubic metres *)	15 / 18	18 / 20	18 / 20	17 / 19,5	19 / 23	25 / 30	25 / 30
Frame length (m)	6,50	7,10	7,10	7,60	8,00	8,60	8,60
Dimensions to slide (m, L x W x H)	5,85 x 2,1 x 1,2	6,45 x 2,1 x 1,3	6,45 x 2,1 x 1,3	6,95 x 2,1 x 1,2	7,35 x 2,1 x 1,3	7,95 x 2,1 x 1,3	7,95 x 2,1 x 1,3
Spreader clearance (m)	1,50	1,50	1,50	1,50	1,50	1,50	1,50
<b>Field transfer trailers</b>	<b>ULW-A 2000</b>	<b>ULW-A 2500</b>	<b>ULW-A 2500</b>	<b>ULW-A 3000</b>	<b>ULW-A 3000</b>	<b>ULW-A 4000</b> <b>ULW-A 5000</b>	<b>ULW-A 4000</b> <b>ULW-A 5000</b>
Load capacity (cubic metres)	25	28/30	28/30	34/38	34/38	43 or 50	43 or 50
Hopper (m, L x W)	6,00 x 2,50	6,00 x 2,50	6,00 x 2,50	7,25 x 2,50	7,25 x 2,50	8,50 x 2,55 / 2,95	8,50 x 2,55 / 2,95
Overall height (m)	3,60	3,85	3,85	3,95	3,95	3,95	3,95
<b>Beet transfer trailers</b>		<b>RUW-A 2500</b>	<b>RUW-A 2500</b>		<b>RUW-A 4000</b>	<b>RUW-A 5000</b>	<b>RUW-A 5000</b>
Capacity (cubic metres)		28	28		40	50	50
Body (m, L x W x H)		7,25 x 2,50 x 1,30 / 2,00	7,25 x 2,50 x 1,30 / 2,00		8,70 x 2,50 x 1,30 / 2,00	9,80 x 2,80 x 1,30 / 2,00	9,80 x 2,80 x 1,30 / 2,00
<b>Silage transport trailers</b>		<b>SLW-A 40</b>	<b>SLW-A 40</b>				
Load capacity (cubic metres)		42	42				
Body (m, L x W x H)		7,9 x 2,3 x 2,1	7,9 x 2,3 x 2,1				
<b>Cargo push-off trailers</b>		<b>CSW-A 4000</b>	<b>CSW-A 4000</b>		<b>CSW-A 5000</b>	<b>CSW-A 5500</b>	<b>CSW-A 5500</b>
Capacity (cubic metres)		40	40		50	55	55
Dimensions (m, L x W x H)		7,5 x 2,55 x 2,58	7,5 x 2,55 x 2,58		8,5 x 2,55 x 2,58	9,35 x 2,55 x 2,58	9,35 x 2,55 x 2,58
<b>Dumper trailer body</b>	<b>MK-A 20</b>	<b>MK-A 22</b>	<b>MK-A 22</b>	<b>MK-A 25</b>	<b>MK-A 30</b>		
Capacity (cubic metres)	22	25 / 28	25 / 28	26 / 34	34		
Dimensions (m, L x W x H)	6,6 x 2,2 x 1,6	7,0 x 2,2 x 1,6	7,0 x 2,2 x 1,6	7,2 x 2,2 x 1,6	8,2 x 2,2 x 1,6		

The HAWE product range is being further developed continually. We reserve the right to alter technical specifications, prices and models at any time. Illustrations and specifications approximate.

HAWE Wester GmbH & Co. KG  
 Zum Turm 16 · 26892 Wipplingen  
 Phone +49 (0)4966 / 91880 · Fax +49 (0)4966 / 1211  
 mail@HAWE-wester.de · www.HAWE-wester.de